



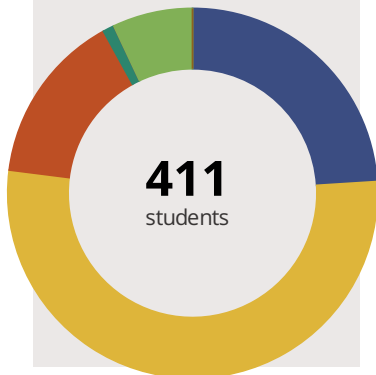
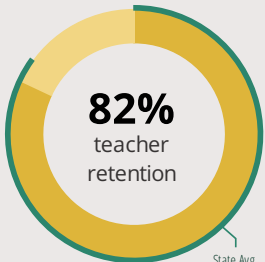
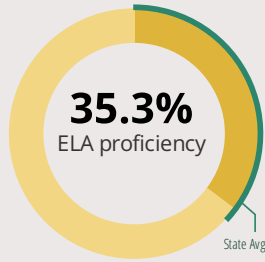
Crete Elementary School

435 North St Crete, IL 60417 (708) 367-8430

Grades: K - 5
District: Crete Monee CUSD 201U

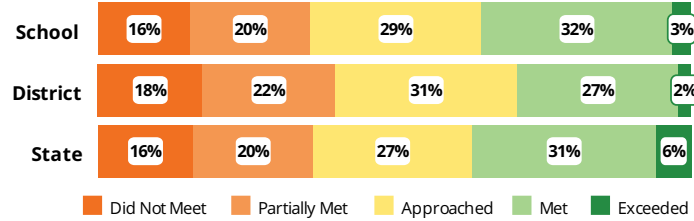
Principal: Ms.Erin Lane
Superintendent: Dr.Kara Coglianesse

FAST FACTS



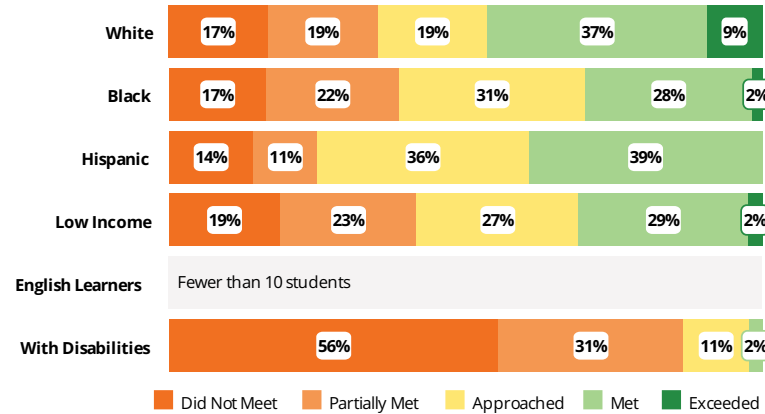
Academic Success

All Illinois students in grades 3-8 take the PARCC assessment each year. High school students take the SAT in Math and English Language Arts.



Success by Student Group

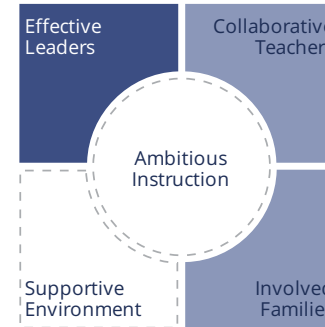
This display shows PARCC ELA performance levels for each student group. No data is shown for groups with fewer than 10 students.



Student Characteristics

White	24%	Low Income	72%
Black	53%	English Learners	3%
Hispanic	15%	With Disabilities	21%
Asian	1%	Homeless	2%
American Indian	0%		
Two or More Races	7%		
Pacific Islander	0%		

School Environment



The **5Essentials Survey** allows students in grades 6-12 and all teachers to share their perspectives on essential conditions for learning. The anonymous survey consists of 5 components.

Response Rates

Students	-
Teachers	100%

More Effective Leaders
Do principals and teachers implement a shared vision for success?

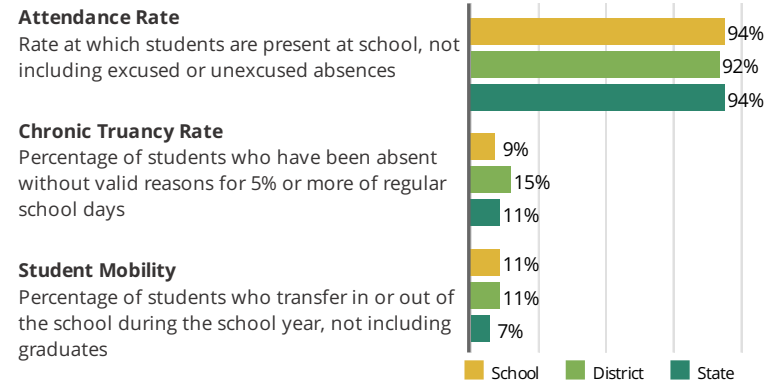
Average Collaborative Teachers
Do teachers collaborate to promote professional growth?

Ambitious Instruction
Are the classes challenging and engaging?

Supportive Environment
Is the school safe, demanding, and supportive?

Average Involved Families
Does the entire staff build strong external relationships?

Student Attendance and Mobility





Crete Elementary School

School Highlights

Academic Courses

At Crete Elementary, we are committed to the success of all students. Our teachers utilize varied approaches to present academic content, acknowledging the different ways students learn. Technology is a focus this school year. Students are given the opportunity to access online learning programs to enhance their instruction. All students have

Physical Education, Health and Wellness

Physical Education classes are offered three times per week to students. Students experience a variety of sports and social activities that encourage healthy lifestyles and teamwork.

Other Programs and Activities

IMSA

School Awards

Academic Honor Rolls, End of the Year Awards and Recognition, Field Day Awards, Golden Apple Recipient, Mix-It Up Model School, PBIS Gold Level Recipient, Perfect Attendance Awards, Staff Recognition, Trimester Recognition for Behavior and Academics

Career Development Courses and Programs

Athletics

Girls on the Run, Positive Exercise and Play (PEP)

School Personnel Resources

English as a Second Language Teacher, Math Specialist, Paraprofessional, Reading Specialist, School Nurse, School Psychologist, School Social Worker, Special Education Teacher, Speech Language Pathologist-non teaching, Student Dean

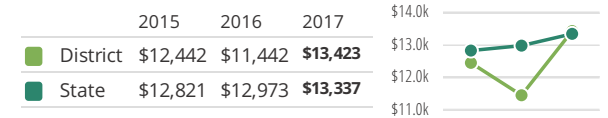
Facilities

District Finance

Instructional Spending per Pupil includes only the activities directly dealing with the teaching of students or the interaction between teachers and students.



Operational Spending per Pupil includes all costs for overall operations in this school's district, including Instructional Spending, but excluding summer school, adult education, capital expenditures, and long-term debt payments.



Educator Measures

This school has had **1 principal(s)** over the past 6 years. In the last three years, an average of **82% of teachers** return to this school each year.

FOR MORE INFORMATION

Visit IllinoisReportCard.com to see additional details about each item of information for this school. There you will find charts spanning multiple years, detailed explanations, resources, more of the school's programs and activities, and powerful tools that let you dig deeper into data.

Most of this data has been collected by ISBE from school districts through data systems. Some information, such as the School Highlights, is entered directly by principals and can be updated throughout the year.